


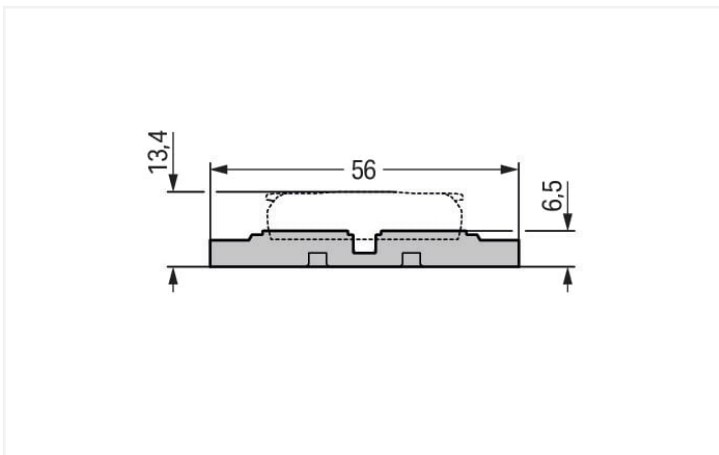


Data Sheet | Item Number: 221-2524

Mounting carrier; 4-way; for inline splicing connector with lever; for screw mounting; gray

<https://www.wago.com/221-2524>



Color: ■ gray



### Physical data

Width	38.8 mm / 1.528 inches
Height from the surface	6.5 mm / 0.256 inches
Depth	56 mm / 2.205 inches
Drilled hole diameter for snap-in mounting foot with tolerance	3.5 mm

### Mechanical data

Design	4-way
Mounting type	Screw mount

### Material data

Note (material data)	<a href="#">Information on material specifications can be found here</a>
Color	gray
Fire load	0.185 MJ
Weight	6.2 g

### Commercial data

ETIM 8.0	EC002848
ETIM 7.0	EC002848
PU (SPU)	25 (5) pcs
Packaging type	Box
Country of origin	CN
GTIN	4066966119954
Customs tariff number	39269097900

### Environmental Product Compliance

RoHS Compliance Status	Compliant, No Exemption
------------------------	-------------------------

### Downloads

#### Environmental Product Compliance

##### Compliance Search

Environmental Product  
Compliance 221-2524



### CAD/CAE-Data

#### CAD data

2D/3D Models  
221-2524



#### CAE data

EPLAN Data Portal  
221-2524



ZUKEN Portal  
221-2524



## 1 Compatible Products

### 1.1 Optional Accessories

#### 1.1.1 Installation

##### 1.1.1.1 Mounting accessories



**Item No.: 209-119**

Fixing screw; for 209-120 mounting carrier



**Item No.: 209-123**

Mounting foot with screw; can be screwed on terminal blocks with fixing flange; 6.4 mm wide; gray



**Item No.: 209-120**

Mounting foot; can be snapped on terminal blocks with snap-in mounting foot; for mounting on relay-modules; 6.4 mm wide; gray

### 1.1.2 Marking

#### 1.1.2.1 Marking strip




**Item No.: 210-834**


Marking strips; on reel; 5 mm wide; plain; Self-adhesive; white

## Installation Notes

### Installation



Place the inline splicing connector on the carrier in front of the mounting position.



Push the connector to the center position until it snaps into place.




Mounting carrier without strain relief – snapped onto DIN-rail



Various combinations of 1- to 5-connector mounting carriers are possible via side-by-side latching mechanism.

### Strain relief



3-pole mounting carrier with strain relief

Subject to changes. Please also observe the further product documentation!

---

Current addresses can be found at: [www.wago.com](http://www.wago.com)